






United-Nations Human Development Index

Very High Human Development	
Norway (#1) 	Croatia (#47) 
0.944	0.812

High Human Development	
Latvia (#48) 	Algeria (#93) 
0.081	0.717

Medium Human Development	
Albania (#95) 	Zambia (#141) 
0.716	0.561
















































Low Human Development	
Bangladesh (#142) 	Niger (#187) 
0.558	0.337

Health	Life Expectancy
	Child Mortality
	Expenditure on Health (% GDP)
















































Education	Adult Literacy Rate
	Expected Years of Schooling
	Mean years of Schooling
	Expenditure on Education (% GDP)

Income	Average Household Consumption (USD)
	Gross National Income per working capita (USD)
	Gross Domestic Product per capita (USD)
















































Very High Human Development

Countries	(HDI)	
1 Norway	0.944	
2 Australia	0.933	
3 Switzerland	0.917	
4 Netherlands	0.915	
5 United States	0.914	
6 Germany	0.911	
7 New Zealand	0.910	
8 Canada	0.902	
9 Singapore	0.901	
10 Denmark	0.900	
11 Ireland	0.899	
12 Sweden	0.898	
13 Iceland	0.895	
14 U K	0.892	
15 S. Korea	0.891	
15 Hong Kong	0.891	
17 Japan	0.890	
18 Liechtenstein	0.889	
19 Israel	0.888	
20 France	0.884	
21 Luxembourg	0.881	
21 Austria	0.881	
21 Belgium	0.881	
24 Finland	0.879	
25 Slovenia	0.874	
26 Italy	0.872	
27 Spain	0.869	
28 Czech	0.861	
29 Greece	0.853	
30 Brunei	0.852	
31 Qatar	0.851	
32 Cyprus	0.845	
33 Estonia	0.840	
34 Saudi Arabia	0.836	
35 Poland	0.834	
35 Lithuania	0.834	
37 Andorra	0.830	
37 Slovakia	0.830	
39 Malta	0.829	
40 UAE	0.827	
41 Chile	0.822	
41 Portugal	0.822	
43 Hungary	0.818	
44 Bahrain	0.815	
44 Cuba	0.815	
46 Kuwait	0.814	
47 Croatia	0.812	






High Human Development

48 Latvia	0.810	
49 Argentina	0.808	
50 Uruguay	0.790	
51 Bahamas	0.789	
51 Montenegro	0.789	
53 Belarus	0.786	
54 Romania	0.785	
55 Libya	0.784	
56 Oman	0.783	
57 Russia	0.778	
58 Bulgaria	0.777	
59 Barbados	0.776	
60 Palau	0.775	
61 Antigua	0.774	
62 Malaysia	0.773	
63 Mauritius	0.771	
64 Trinidad	0.766	
65 Lebanon	0.765	
65 Panama	0.765	
67 Venezuela	0.764	
68 Costa Rica	0.763	
69 Turkey	0.759	
70 Kazakhstan	0.757	
71 Mexico	0.756	
71 Seychelles	0.756	
73 Saint Kitts	0.750	
73 Sri Lanka	0.750	
75 Iran	0.749	
76 Azerbaijan	0.747	
77 Jordan	0.745	
77 Serbia	0.745	
79 Grenada	0.744	
79 Brazil	0.744	
79 Georgia	0.744	
82 Peru	0.737	
83 Ukraine	0.734	
84 Macedonia	0.732	
84 Belize	0.732	
86 Bosnia	0.731	
87 Armenia	0.73	
88 Fiji	0.724	
89 Thailand	0.722	
90 Tunisia	0.721	
91 St Vincent	0.719	
91 China	0.719	
93 Dominica	0.717	
93 Algeria	0.717	

Medium Human Development

95	Albania	0.716	
96	Jamaica	0.715	
97	Saint Lucia	0.714	
98	Ecuador	0.711	
98	Colombia	0.711	
100	Tonga	0.705	
100	Suriname	0.705	
102	Dominican	0.700	
103	Maldives	0.698	
103	Turkmenistan	0.698	
103	Mongolia	0.698	
106	Samoa	0.694	
107	Palestine	0.686	
108	Indonesia	0.684	
109	Botswana	0.683	
110	Egypt	0.682	
111	Paraguay	0.676	
112	Gabon	0.674	
113	Bolivia	0.667	
114	Moldova	0.663	
115	El Salvador	0.662	
116	Uzbekistan	0.661	
117	Philippines	0.660	
118	Syria	0.658	
118	South Africa	0.658	
120	Iraq	0.642	
121	Guyana	0.638	
121	Viet Nam	0.638	
123	Cape Verde	0.636	
124	Micronesia	0.630	
125	Kyrgyzstan	0.628	
125	Guatemala	0.628	
127	Namibia	0.624	
128	Timor-Leste	0.620	
129	Morocco	0.617	
129	Honduras	0.617	
131	Vanuatu	0.616	
132	Nicaragua	0.614	
133	Kiribati	0.607	
133	Tajikistan	0.607	
135	India	0.586	
136	Bhutan	0.584	
136	Cambodia	0.584	
138	Ghana	0.573	
139	Laos	0.569	
140	Congo	0.564	
141	Zambia	0.561	

Low Human Development

142	Bangladesh	0.558	
142	Sao Tome	0.558	
144	Equatorial Guinea	0.556	
145	Nepal	0.540	
146	Pakistan	0.537	
147	Kenya	0.535	
148	Swaziland	0.530	
149	Angola	0.526	
150	Myanmar	0.524	
151	Rwanda	0.506	
152	Nigeria	0.504	
152	Cameroon	0.504	
154	Yemen	0.500	
155	Madagascar	0.498	
156	Zimbabwe	0.492	
157	Papua New Guinea	0.491	
157	Solomon Is	0.491	
159	Comoros	0.488	
159	Tanzania	0.488	
161	Mauritania	0.487	
162	Lesotho	0.486	
163	Senegal	0.485	
164	Uganda	0.484	
165	Benin	0.476	
166	Togo	0.473	
166	Sudan	0.473	
168	Haiti	0.471	
169	Afghanistan	0.468	
170	Djibouti	0.467	
171	Côte d'Ivoire	0.452	
172	Gambia	0.441	
173	Ethiopia	0.435	
174	Malawi	0.414	
175	Liberia	0.412	
176	Mali	0.407	
177	Guinea-Bissau	0.396	
178	Mozambique	0.393	
179	Guinea	0.392	
180	Burundi	0.389	
181	Burkina Faso	0.388	
182	Eritrea	0.381	
183	Sierra Leone	0.374	
184	Chad	0.372	
185	Cen Af Rep	0.341	
186	Congo	0.338	
187	Niger	0.337	